

WELD HEADS

FCH 3-21 / 3-38 / 6-76 / 9-114

/ TIG Orbital welding without filler wire



/ Closed weld heads for mechanized TIG Orbital welding of thin-walled tube connections with outer-diameters from 3 - 114 mm (0.12 - 4.49 in) and wall thicknesses up to 3,5 mm (0.14 in) made of stainless steel, titanium, austenite nickel-chromium-based superalloys, aluminum and other materials in application areas: microelectronics, biochemical industry, food industry, instrumentation, aerospace and aeronautics, etc.

FEATURES

- / FCH weld head with hose pack 8 m
- / High duty cycles due to top performance watercooling
- / Integrated servomotor
- / Automatic drive to opening position
- / Free defineable starting position
- / Automatic drive stop when overloaded
- / Compact design for use in areas with limited access
- / Protection chamber for gas-covering to avoid coloration
- / Clamping system for easy and fast fixing and centering
- / Quick change system for collets
- / High usability due to integrated control buttons
- / Transport case with trolley-system


ACCESSORIES

- / Collets set for different tube diameters
- / Customized collets
- / Offset electrode holder
- / Stepless adjustable electrode holder
- / Extension hose pack FCH/FOH 10 m (393.70 in)
- / Orbital system controller FPA 3020/3030


INTEGRATED BUTTONS



- 1 / LED indicator for 360° limit switch position
- 2 / Start/Stop welding
- 3 / Torch rotation
- 4 / Immediate welding stop
/ Gas- and cooling test



/ Spring loaded clamping system



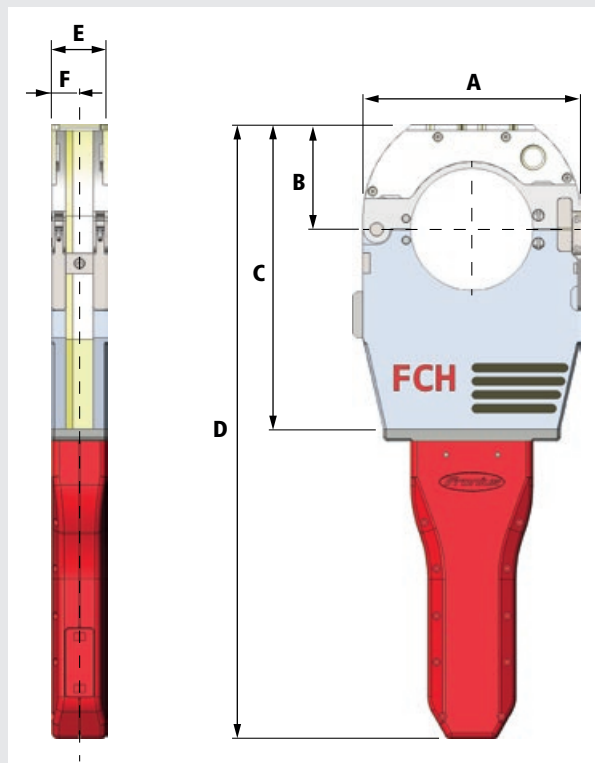
/ Perfect welds due to closed chamber



/ Stepless adjustable electrode holder



/ Transport case with trolley



TECHNICAL DATA

	FCH 3-21	FCH 3-38	FCH 6-76	FCH 9-114
Tube outer-Ø	3 - 21 mm (0.12 - 0.83 in)	3 - 38 mm (0.12 - 1.10 in)	6 - 76 mm (0.24 - 2.99 in)	9 - 114 mm (0.35 - 4.49 in)
A	70 mm (2.76 in)	102 mm (4.02 in)	160 mm (6.30 in)	200 mm (7,87)
B	36,5 mm (1.44 in)	51 mm (2.08 in)	77 mm (3.03 in)	97 mm (3.82 in)
C	143 mm (5.63 in)	174 mm (6.85 in)	224 mm (8.82 in)	264 mm (10.39 in)
D	358 mm (14.09 in)	389 mm (15.31 in)	453 mm (17.83 in)	493 mm (19.40 in)
E	35 mm (1.38 in)	35 mm (1.38 in)	40 mm (1.57 in)	40 mm (1.57 in)
F electrode position	17,5 mm (0,69 in)	17,5 mm (0,69 in)	20 mm (0.79 in)	20 mm (0.79 in)
electrode-Ø	1,6 / 2,4 mm (0,06 / 0,09 in)			
Net weight incl. hose pack	5,89 kg (12.99 lbs)	6,45 kg (14.22 lbs)	11,93 kg (26.30 lbs)	13,66 kg (30.12 lbs)

/ Perfect Welding / Solar Energy / Perfect Charging

WE HAVE THREE DIVISIONS AND ONE PASSION: SHIFTING THE LIMITS OF POSSIBILITY.

/ Whether welding technology, photovoltaics or battery charging technology – our goal is clearly defined: to be the innovation leader. With around 3,300 employees worldwide, we shift the limits of what's possible - our record of over 900 granted patents is testimony to this. While others progress step by step, we innovate in leaps and bounds. Just as we've always done. The responsible use of our resources forms the basis of our corporate policy.

Further information about all Fronius products and our global sales partners and representatives can be found at www.fronius.com

v05 May 2015 EN

Fronius Canada Ltd.
2875 Argentia Road, Units 4,5 & 6
Mississauga, ON L5N 8G6
Canada
Telephone +1 905 288-2100
Fax +1 905 288-2101
sales.canada@fronius.com
www.fronius.ca

Fronius USA LLC
6797 Fronius Drive
Portage, IN 46368
USA
Telephone +1 877 FRONIUS
sales.usa@fronius.com
www.fronius-usa.com

Fronius UK Limited
Maidstone Road, Kingston
Milton Keynes, MK10 0BD
United Kingdom
Telephone +44 1908 512 300
Fax +44 1908 512 329
info-uk@fronius.com
www.fronius.co.uk

Fronius International GmbH
Froniusplatz 1
4600 Wels
Austria
Telephone +43 7242 241-0
Fax +43 7242 241-953940
sales@fronius.com
www.fronius.com