

MIG/MAG Welding torches
TBi Expert



Gas cooled torches



TBi 150
Classic Series
60% (10 min.)
Mix: 150 A
CO₂: 180 A
Ø 0.6-1.0 mm

Page 4-5



TBi 240
Classic Series
60% (10 min.)
Mix: 220 A
CO₂: 250 A
Ø 0.8-1.2 mm

Page 6-7



TBi 250
Classic Series
60% (10 min.)
Mix: 200 A
CO₂: 230 A
Ø 0.8-1.2 mm

Page 8-9



TBi 260
Classic Series
60% (10 min.)
Mix: 240 A
CO₂: 270 A
Ø 1.0-1.2 mm

Page 10-11



TBi 360
Classic Series
60% (10 min.)
Mix: 300 A
CO₂: 330 A
Ø 1.0-1.6 mm

Page 12-13



TBi 7G
Top 2000 Series
60% (10 min.)
Mix: 310 A
CO₂: 340 A
Ø 1.0-1.6 mm

Page 14-15

Water cooled torches



TBi 241
Classic Series
100% (10 min.)
Mix: 270 A
CO₂: 300 A
Ø 0.8-1.2 mm

Page 16-17



TBi 351
Classic Series
100% (10 min.)
Mix: 270 A
CO₂: 300 A
Ø 0.8-1.2 mm

Page 18-19



Wire guides
for different
applications

Page 24



TBi 411
Classic Series
100% (10 min.)
Mix: 450 A
CO₂: 500 A
Ø 1.0-1.6 mm

Page 20-21



TBi 7W
Top 2000 Series
100% (10 min.)
Mix: 450 A
CO₂: 500 A
Ø 1.0-1.6 mm

Page 22-23




Accessories
for professional use

Page 25-27

Technical Data

Rating at 60% duty cycle (10 min. cycle)	
- Mixed gas:	150 A
- CO ₂ :	180 A
Cooling method	Gas cooling
Wire diameter	0.6 - 1.0 mm
Gas flow	10 l/min
Technical specification	according to IEC 60974-7
Weight with 1.5 m cable	0.95 kg
Connection	Euro-Central connector Other connectors are available upon request.

Torch rating will be reduced when using pulsed-arc power sources.



Contact tips

	Pos.	Part No.
M6	▶ 10 ECu, M6 x 25	340P__1073*
	CuCrZr, M6x25	340P__3073*
	Alu, ECu, M6x25	341P__1073*

▶ = Standard equipment

* At the blank, please insert suitable information for torch length or wire diameter, e.g. 3 for 3 m or 08 for 0.8 mm.

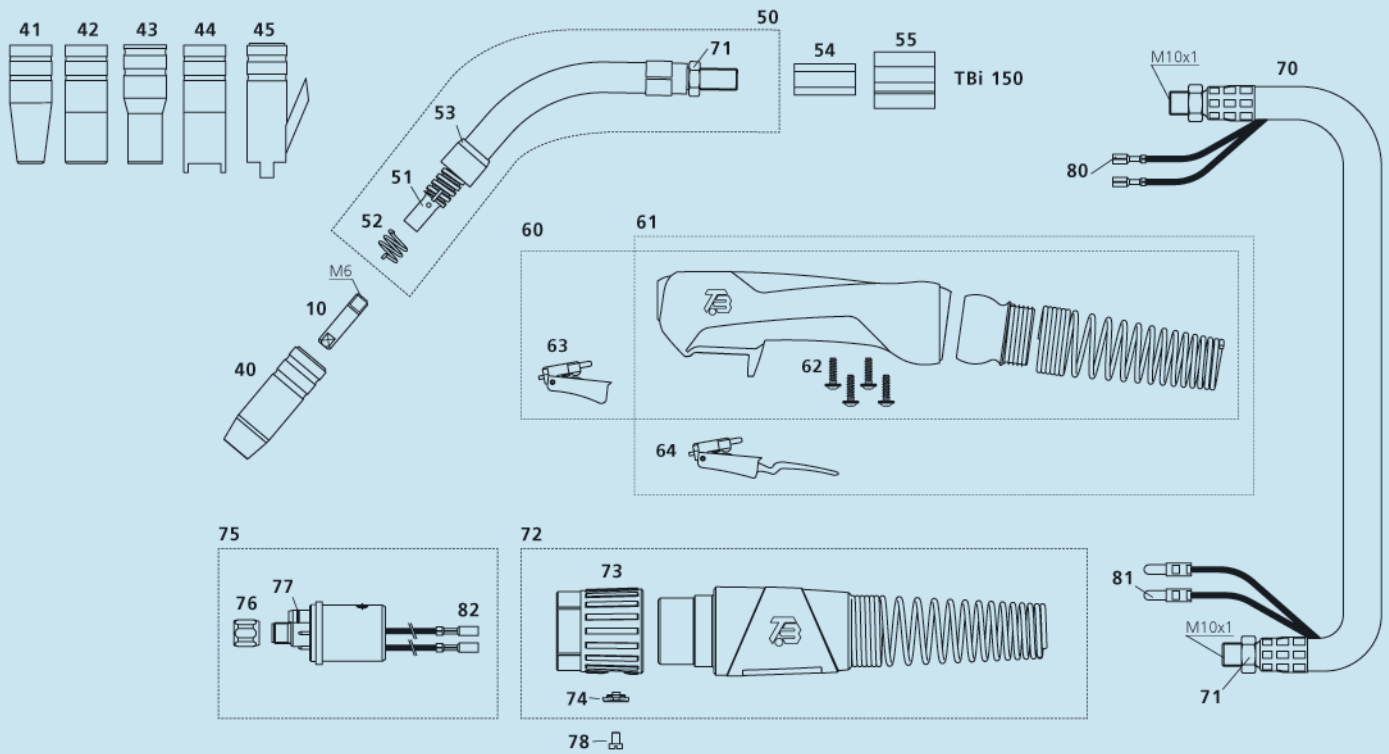
Ordering information for torches

Supplied equipped for steel wire Ø 0.8 mm

TBi 150 Expert	with Euro central connector	3 m	102P321030
		4 m	102P321040
		5 m	102P321050
TBi 150 Expert	with Euro central connector and long trigger	3 m	102P3L1030
		4 m	102P3L1040
		5 m	102P3L1050

Spare parts

Pos.	Description	Part No.
50	Torch neck TBi 150, 50°	102P001002
51	Nozzle holder TBi 150 without spring	102P002037
52	Nozzle spring TBi 140/145/150	102P002011
53	Head insulator TBi 140/145/150	102P002003
54	Hex brass body M10x1 (SW12)	600P002126
55	PVC body	600P002017
60	Handle Expert cpl., gas cooled	380P230001
61	Handle Expert cpl., gas cooled, long trigger	380P230002
62	Screw for Expert handle	100P541101
63	Trigger, red, 2 poles	385P021016
64	Trigger, red, 2 poles, long	385P021018



Gas nozzle

Pos.	Description	Part No.
40	conical, NW 12 mm L= 54 mm	345P012002
40	conical, NW 12 mm long insulation L= 53 mm	345P012402
41	conical, NW 9.5 mm L= 53 mm	345P013002
42	cylindrical, NW 16 mm long insulation L= 53 mm	345P011402

Pos.	Description	Part No.
43	bottle form, NW 12.5 mm L= 53 mm	345P014002
44	spot welding nozzle, NW 16 mm, long insulation L= 60 mm	345P015402
45	nozzle for nails, NW 16 mm L= 60 mm	345P015502

Pos.	Description	Part No.
70	TBi-Flex coaxial cable 16 sqmm	360P1611_0*
71	Hex nut M10x1	101P002005
72	Cable support Expert cpl., gas cooled, ‚Basic‘	700P001061
73	Adaptor nut Expert, ‚Basic‘	700P002161
74	Cap for adaptor nut Expert	700P002059
75	Central adaptor ESG cpl., 2 poles, moveable pins	701P001048
76	Sleeve nut M10x1	701P002005
77	O-Ring 4.0x1.0 mm (gas nipple)	365P100040
78	Screw M4x6	100P008401

Pos.	Description	Part No.
80	Cable lug, flat	375P000023
81	Insulated connector, male, round	375P000004
82	Insulated connector, female, round	375P000003

Technical Data

Rating at 60% duty cycle
(10 min. cycle)

- Mixed gas: 220 A
- bei CO₂: 250 A

Cooling method Gas cooling

Wire diameter 0.8 - 1.2 mm


Gas flow 12 l/min

Technical specification according to IEC 60974-7



Weight with 1.5 m cable 1.25 kg

Connection Euro-Central connector
Other connectors are available upon request.

Torch rating will be reduced when using pulsed-arc power sources.



Contact tips


	Pos.		Part No.
	▶ 10	ECu, M6 x 25	340P__1073*
		CuCrZr, M6x25	340P__3073*
		Alu, ECu, M6x25	341P__1073*
	11	ECu, M6x28	340P__1069*
		CuCrZr, M6x28	340P__3069*
		Alu, ECu, M6x28	341P__1069*

M6

▶ = Standard equipment

* At the blank, please insert suitable information for torch length or wire diameter, e.g. 3 for 3 m or 08 for 0.8 mm.

Tip holder

	Pos.		Part No.
	▶ 20	for contact tip M6	342P006012

Ordering information for torches

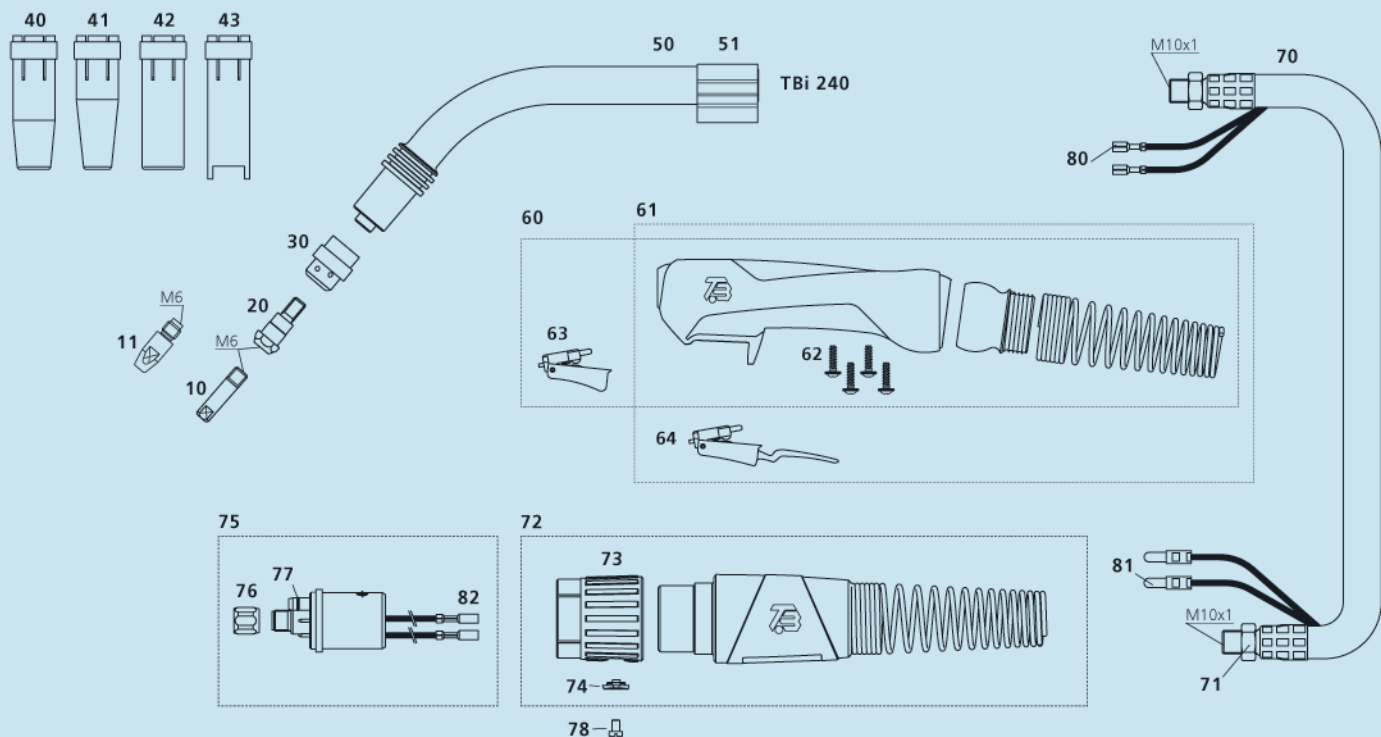
Supplied equipped for steel wire Ø 1.0 mm

TBi 240 Expert	with Euro central connector	3 m	112P321030
		4 m	112P321040
		5 m	112P321050

TBi 240 Expert	with Euro central connector and long trigger	3 m	112P3L1030
		4 m	112P3L1040
		5 m	112P3L1050

Spare parts

Pos.	Description	Part No.
50	Torch neck TBi 240, 50°	112P001013
51	PVC body	600P002018
60	Handle Expert cpl., gas cooled	380P230001
61	Handle Expert cpl., gas cooled, long trigger	380P230002
62	Screw for Expert handle	100P541101
63	Trigger, red, 2 poles	385P021016
64	Trigger, red, 2 poles, long	385P021018



Gas diffuser



Pos.	Description	Part No.
30	rubber, red long life	112P002019
	ceramic, white, extremely heat resistant	112P002021

Gas nozzle



Pos.	Description	Part No.
40	conical, NW 12.5 mm L= 63.5 mm	345P012012
40	conical, NW 12.5 mm, Heavy Duty L= 63.5 mm	345P012312
41	conical, NW 10 mm L= 63.5 mm	345P013012
42	cylindrical, NW 17 mm L= 63.5 mm	345P011012
42	cylindrical, NW 17 mm Heavy Duty L= 63.5 mm	345P011312
43	spot welding nozzle, NW 17 mm L= 68 mm	345P015012

Pos.	Description	Part No.
70	TBi-Flex coaxial cable 25 sqmm	360P2511_0*
71	Hex nut M10x1	101P002005
72	Cable support Expert cpl., gas cooled	700P001064
73	Adaptor nut Expert	700P001010
74	Cap for adaptor nut Expert	700P002059
75	Central adaptor ESG cpl., 2 poles, moveable pins	701P001048
76	Sleeve nut M10x1	701P002005
77	O-Ring 4.0x1.0 mm (gas nipple)	365P100040
78	Screw M4x6	100P008401

Pos.	Description	Part No.
80	Cable lug, flat	375P000023
81	Insulated connector, male, round	375P000004
82	Insulated connector, female, round	375P000003

Technical Data

Rating at 60% duty cycle
(10 min. cycle)

- Mixed gas: 200 A
- bei CO₂: 230 A

Cooling method Gas cooling

Wire diameter 0.8 - 1.2 mm

Gas flow 12 l/min

Technical specification according to IEC 60974-7

Weight with 1.5 m cable 1.20 kg

Connection Euro-Central connector
Other connectors are available upon request.

Torch rating will be reduced when using pulsed-arc power sources.



Contact tips

	Pos.	Material	Part No.
M6	▶ 10	ECu, M6 x 28	340P__1069*
		CuCrZr, M6x28	340P__3069*
		Alu, ECu, M6x28	341P__1069*
M8	11	ECu, M8x30	340P__1262*
		CuCrZr, M8x30	340P__3262*
		Alu, ECu, M8x30	341P__1262*

Tip holders

Pos.	Description	Part No.
▶ 20	for contact tip M6	342P006003
21	for contact tip M8	342P008003

▶ = Standard equipment

* At the blank, please insert suitable information for torch length or wire diameter, e.g. 3 for 3 m or 08 for 0.8 mm.

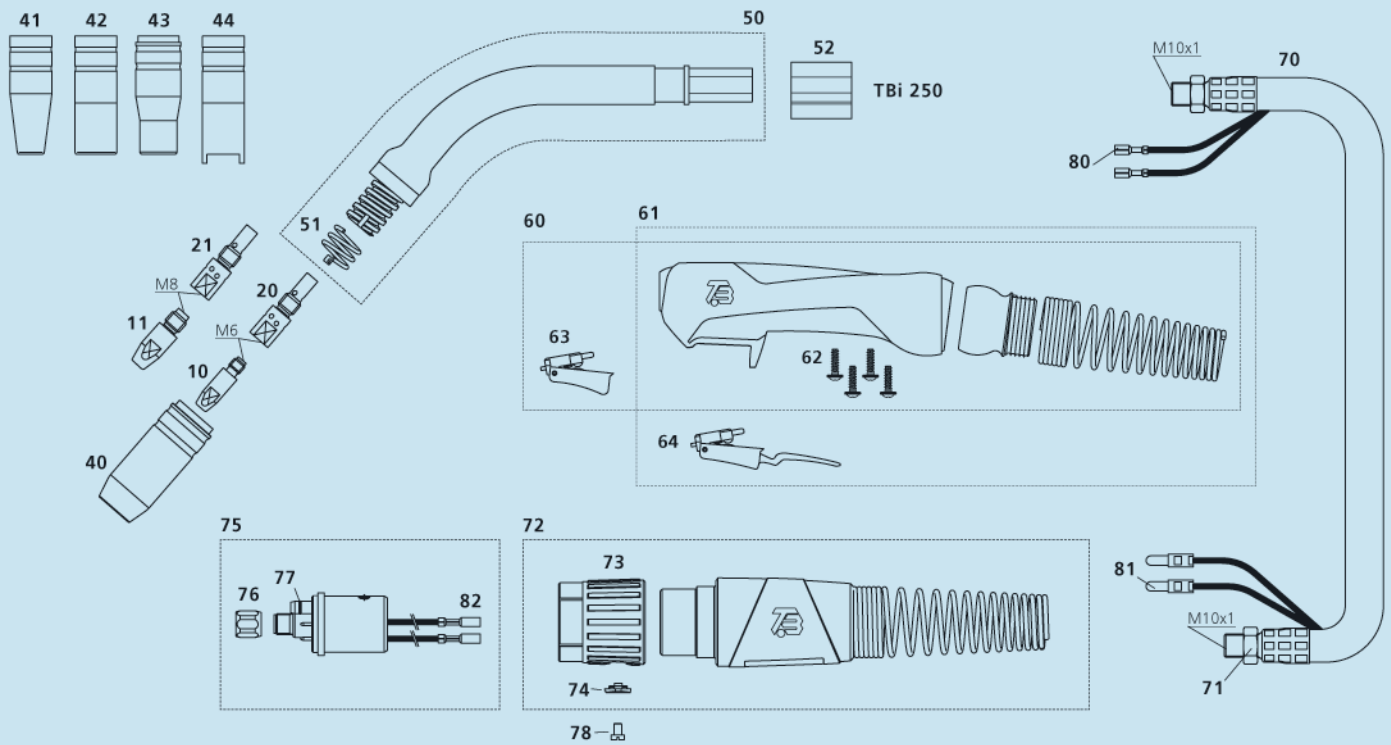
Ordering information for torches

Supplied equipped for steel wire Ø 1.0 mm

Torch Model	Connector	Length	Part No.
TBi 250 Expert	with Euro central connector	3 m	104P321030
		4 m	104P321040
		5 m	104P321050
TBi 250 Expert	with Euro central connector and long trigger	3 m	104P3L1030
		4 m	104P3L1040
		5 m	104P3L1050

Spare parts

Pos.	Description	Part No.
50	Torch neck TBi 250, 50°	104P001008
51	Nozzle spring TBi 250/351	103P002006
52	PVC body	600P002017
60	Handle Expert cpl., gas cooled	380P230001
61	Handle Expert cpl., gas cooled, long trigger	380P230002
62	Screw for Expert handle	100P541101
63	Trigger, red, 2 poles	385P021016
64	Trigger, red, 2 poles, long	385P021018



Gas nozzle

Pos.	Description	Part No.
40	conical, NW 15 mm L= 56.8 mm	345P012003
40	conical, NW 15 mm long insulation L= 56.8 mm	345P012303
41	conical, NW 11 mm L= 56.2 mm	345P013003
42	cylindrical, NW 20 mm long insulation L= 56.2 mm	345P011303

Pos.	Description	Part No.
43	bottle form, NW 14 mm L= 56.2 mm	345P014003
43	bottle form, NW 11 mm L= 56.2 mm	345P014303
44	spot welding nozzle NW 19mm long insulation L= 66.7 mm	345P015503

Pos.	Description	Part No.
70	TBi-Flex coaxial cable 25 sqmm	360P2511_0*
71	Hex nut M10x1	101P002005
72	Cable support Expert cpl., gas cooled, ‚Basic‘	700P001061
73	Adaptor nut Expert, ‚Basic‘	700P002161
74	Cap for adaptor nut Expert	700P002059
75	Central adaptor ESG cpl., 2 poles, moveable pins	701P001048
76	Sleeve nut M10x1	701P002005
77	O-Ring 4.0x1.0 mm (gas nipple)	365P100040
78	Screw M4x6	100P008401

Pos.	Description	Part No.
80	Cable lug, flat	375P000023
81	Insulated connector, male, round	375P000004
82	Insulated connector, female, round	375P000003

Technical Data

Rating at 60% duty cycle
(10 min. cycle)

- Mixed gas: 240 A
- bei CO₂: 270 A

Cooling method Gas cooling

Wire diameter 1.0 - 1.2 mm


Gas flow 12 l/min

Technical specification according to IEC 60974-7

Weight with 1.5 m cable 1.55 kg

Connection Euro-Central connector
Other connectors are available upon request.

Torch rating will be reduced when using pulsed-arc power sources.



Contact tips

	Pos.	Part No.
M6	▶ 10 ECu, M6 x 28	340P__1069*
	CuCrZr, M6x28	340P__3069*
	Alu, ECu, M6x28	341P__1069*
M8	11 ECu, M8x30	340P__1262*
	CuCrZr, M8x30	340P__3262*
	Alu, ECu, M8x30	341P__1262*

Tip holders

	Pos.	Part No.
20	for contact tip M6	342P006018
	for contact tip M6, long ver.	342P006118
21	for contact tip M8	342P008018

▶ = Standard equipment

* At the blank, please insert suitable information for torch length or wire diameter, e.g. 3 for 3 m or 08 for 0.8 mm.

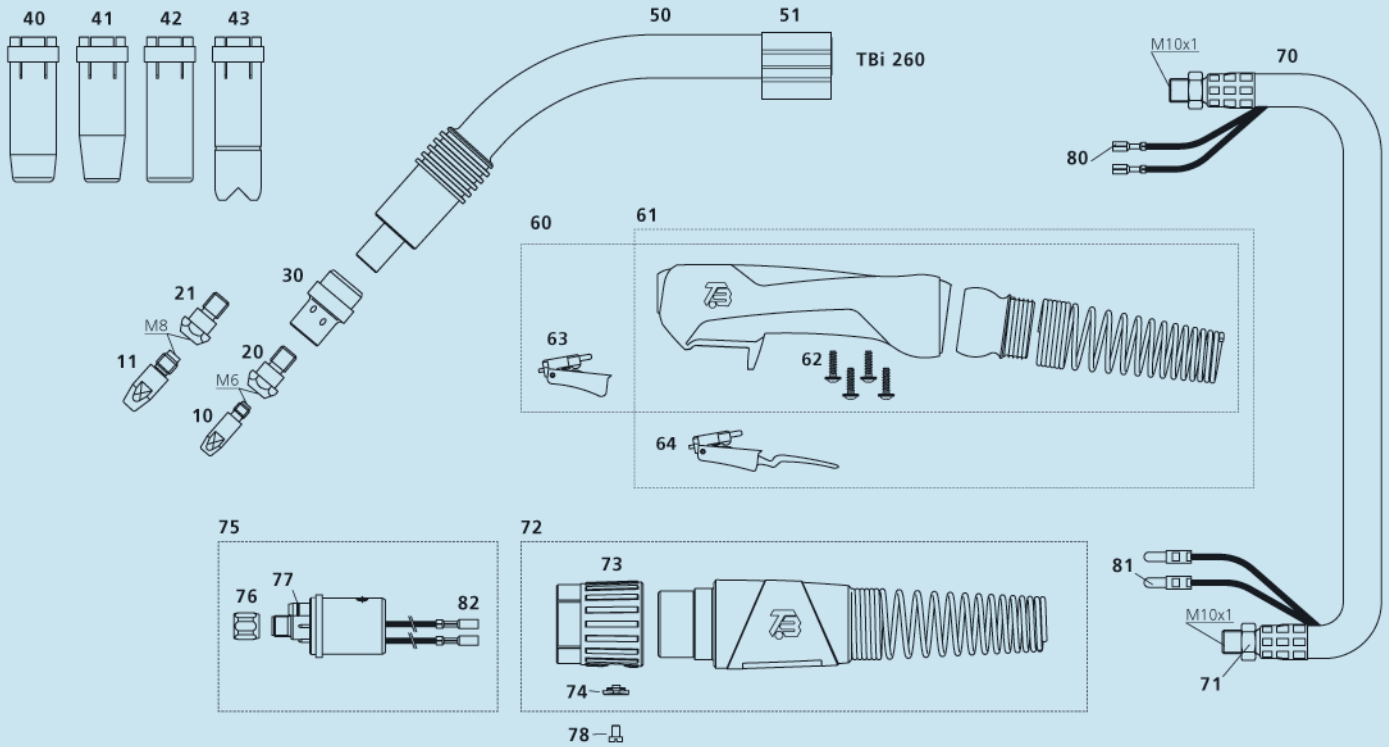
Ordering information for torches

Supplied equipped for steel wire Ø 1.0 mm

TBi 260 Expert	with Euro central connector	3 m	118P321030
		4 m	118P321040
		5 m	118P321050
TBi 260 Expert	with Euro central connector and long trigger	3 m	118P3L1030
		4 m	118P3L1040
		5 m	118P3L1050

Spare parts

Pos.	Description	Part No.
50	Torch neck TBi 260, 50°	118P001020
51	PVC body	600P002018
60	Handle Expert cpl., gas cooled	380P230001
61	Handle Expert cpl., gas cooled, long trigger	380P230002
62	Screw for Expert handle	100P541101
63	Trigger, red, 2 poles	385P021016
64	Trigger, red, 2 poles, long	385P021018




Gas diffuser



Pos.	Description	Part No.
30	white	118P002020

Gas nozzle



Pos.	Description	Part No.
40	conical, NW 16 mm L= 75.5 mm	345P012030
41	conical, NW 14 mm L= 75.5 mm	345P013030
42	cylindrical, NW 20 mm L= 75.5 mm	345P011030
43	spot welding nozzle NW 20 mm L= 85 mm	345P015030

Pos.	Description	Part No.
70	TBi-Flex coaxial cable 35 sqmm	360P3511_0*
71	Hex nut M10x1	101P002005
72	Cable support Expert cpl., gas cooled	700P001064
73	Adaptor nut Expert	700P001010
74	Cap for adaptor nut Expert	700P002059
75	Central adaptor ESG cpl., 2 poles, moveable pins	701P001048
76	Sleeve nut M10x1	701P002005
77	O-Ring 4.0x1.0 mm (gas nipple)	365P100040
78	Screw M4x6	100P008401

Pos.	Description	Part No.
80	Cable lug, flat	375P000023
81	Insulated connector, male, round	375P000004
82	Insulated connector, female, round	375P000003

Technical Data

Rating at 60% duty cycle
(10 min. cycle)

- Mixed gas: 300 A
- bei CO₂: 330 A

Cooling method Gas cooling

Wire diameter 1.0 - 1.6 mm


Gas flow 16 l/min

Technical specification according to IEC 60974-7

Weight with 1.5 m cable 1.80 kg

Connection Euro-Central connector
Other connectors are available upon request.

Torch rating will be reduced when using pulsed-arc power sources.



Contact tips

	Pos.	Part No.
M6	▶ 10 ECu, M6 x 28	340P__1069*
	CuCrZr, M6x28	340P__3069*
	Alu, ECu, M6x28	341P__1069*
M8	11 ECu, M8x30	340P__1262*
	CuCrZr, M8x30	340P__3262*
	Alu, ECu, M8x30	341P__1262*

Tip holders

	Pos.	Part No.
20	for contact tip M6	342P006014
	for contact tip M6, long ver.	342P006114
21	for contact tip M8	342P008014
	for contact tip M8, long ver.	342P008114

▶ = Standard equipment

* At the blank, please insert suitable information for torch length or wire diameter, e.g. 3 for 3 m or 08 for 0.8 mm.

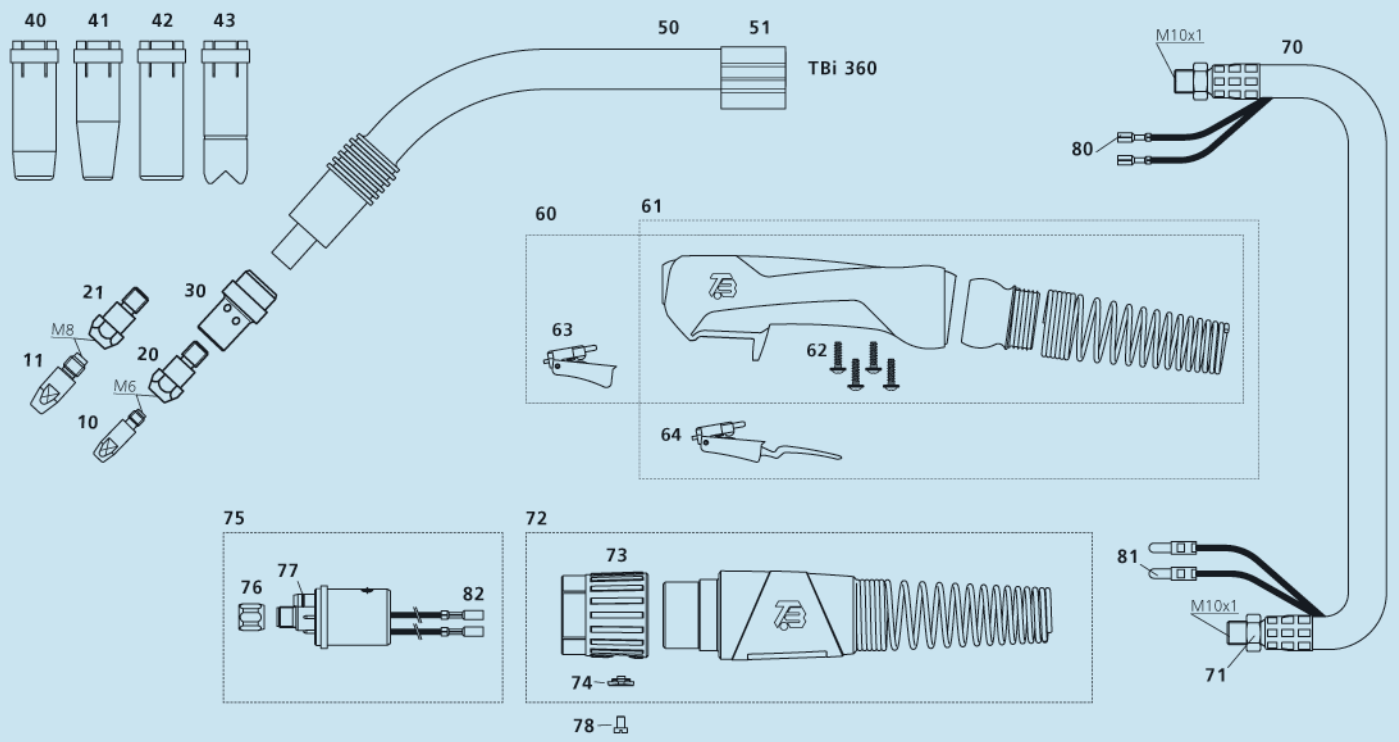
Ordering information for torches

Supplied equipped for steel wire Ø 1.2 mm

TBi 360 Expert	with Euro	3 m	114P321030
	central connector	4 m	114P321040
		5 m	114P321050
TBi 360 Expert	with Euro	3 m	114P3L1030
	central connector	4 m	114P3L1040
	and long trigger	5 m	114P3L1050

Spare parts

Pos.	Description	Part No.
50	Torch neck TBi 360, 50°	114P001001
51	PVC body	600P002018
60	Handle Expert cpl., gas cooled	380P230001
61	Handle Expert cpl., gas cooled, long trigger	380P230002
62	Screw for Expert handle	100P541101
63	Trigger, red, 2 poles	385P021016
64	Trigger, red, 2 poles, long	385P021018




Gas diffuser



Pos.	Description	Part No.
30	thermoset, black, very robust	114P002007
	ceramic, white, extremely heat resistant	114P002005

Gas nozzle



Pos.	Description	Part No.
40	conical, NW 16 mm L= 83.5 mm	345P012010
41	conical, NW 12 mm L= 83.5 mm	345P013010
42	cylindrical, NW 20 mm L= 83.5 mm	345P011010
43	spot welding nozzle NW 20 mm L= 90 mm	345P015010

Pos.	Description	Part No.
70	TBi-Flex coaxial cable 50 sqmm	360P5011_0*
71	Hex nut M10x1	101P002005
72	Cable support Expert cpl., gas cooled	700P001064
73	Adaptor nut Expert	700P001010
74	Cap for adaptor nut Expert	700P002059
75	Central adaptor ESG cpl., 2 poles, moveable pins	701P001048
76	Sleeve nut M10x1	701P002005
77	O-Ring 4.0x1.0 mm (gas nipple)	365P100040
78	Screw M4x6	100P008401

Pos.	Description	Part No.
80	Cable lug, flat	375P000023
81	Insulated connector, male, round	375P000004
82	Insulated connector, female, round	375P000003

Technical Data

Rating at 60% duty cycle
(10 min. cycle)

- Mixed gas: 310 A
- bei CO₂: 340 A

Cooling method Gas cooling

Wire diameter 1.0 - 1.6 mm


Gas flow 16 l/min

Technical specification according to IEC 60974-7

Weight with 1.5 m cable 2.30 kg

Connection Euro-Central connector
Other connectors are available upon request.

Torch rating will be reduced when using pulsed-arc power sources.



Contact tips

	Pos.	Part No.
M8	▶ 10 ECu, M8 x 30	340P__1262*
	CuCrZr, M8x30	340P__3262*
	Alu, ECu, M8x30	341P__1262*
M6	11 ECu, M6x28	340P__1069*
	CuCrZr, M6x28	340P__3069*
	Alu, ECu, M6x28	341P__1069*

Tip holders

	Pos.	Part No.
20	for contact tip M8	342P008033
	für M8, CuCrZr for better cooling	342P008171
	for contact tip M8, long ver.	342P008133
21	for contact tip M6	342P006033
	for contact tip M6, long ver.	342P006133

▶ = Standard equipment

* At the blank, please insert suitable information for torch length or wire diameter, e.g. 3 for 3 m or 08 for 0.8 mm.

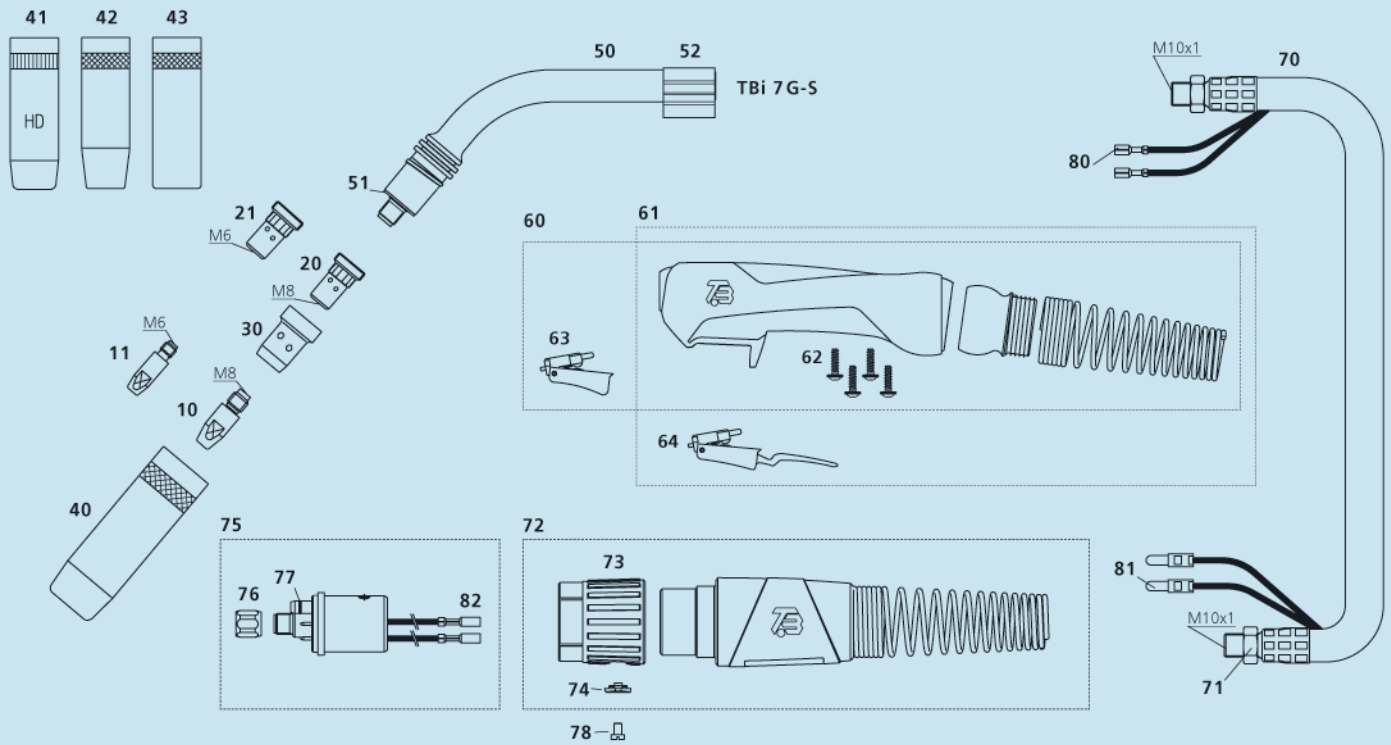
Ordering information for torches

Supplied equipped for steel wire Ø 1.0 mm

Torch Model	Connector	Length	Part No.
TBi 7G Expert	with Euro central connector	3 m	166P322030
		4 m	166P322040
		5 m	166P322050
TBi 7G Expert	with Euro central connector and long trigger	3 m	166P3L2030
		4 m	166P3L2040
		5 m	166P3L2050

Spare parts

Pos.	Description	Part No.
50	Torch neck TBi 7G-S (short), 50°	166P101140
51	Insulating washer	130P002004
52	PVC body	600P002018
60	Handle Expert cpl., gas cooled	380P230001
61	Handle Expert cpl., gas cooled, long trigger	380P230002
62	Screw for Expert handle	100P541101
63	Trigger, red, 2 poles	385P021016
64	Trigger, red, 2 poles, long	385P021018




Gas diffuser



Pos.	Description	Part No.
30	thermoset, black, very robust	130P002026
31	ceramic, white, extremely heat resistant	130P002019

Gas nozzle



Pos.	Description	Part No.
40	conical, NW 16 mm L= 75.5 mm	345P022171
41	conical, NW 16 mm Heavy Duty L= 75.5 mm	345P022271
42	conical, NW 14 mm L= 75.5 mm	345P023171
43	cylindrical, NW 19 mm L= 75.5 mm	345P021171

Pos.	Description	Part No.
70	TBi-Flex coaxial cable 50 sqmm	360P5011_0*
71	Hex nut M10x1	101P002005
72	Cable support Expert cpl., gas cooled	700P001064
73	Adaptor nut Expert	700P001010
74	Cap for adaptor nut Expert	700P002059
75	Central adaptor ESG cpl., 2 poles, moveable pins	701P001048
76	Sleeve nut M10x1	701P002005
77	O-Ring 4.0x1.0 mm (gas nipple)	365P100040
78	Screw M4x6	100P008401

Pos.	Description	Part No.
80	Cable lug, flat	375P000023
81	Insulated connector, male, round	375P000004
82	Insulated connector, female, round	375P000003

Technical Data

Rating at 100% duty cycle
(10 min. cycle)

- Mixed gas: 270 A
- bei CO₂: 300 A

Cooling method Water cooling

Wire diameter 0.8 - 1.2 mm

Gas flow 14 l/min

Technical specification according to IEC 60974-7



Weight with 1.5 m cable 1.50 kg

Connection Euro-Central connector
Other connectors are available upon request.

Torch rating will be reduced when using pulsed-arc power sources.



Contact tips


	Pos.	Part No.
	▶ 10 ECu, M6 x 25	340P__1073*
	CuCrZr, M6x25	340P__3073*
	Alu, ECu, M6x25	341P__1073*
	Pos. 11	Part No. 340P__1069*
	ECu, M6x28	340P__3069*
	Alu, ECu, M6x28	341P__1069*

M6

▶ = Standard equipment

* At the blank, please insert suitable information for torch length or wire diameter, e.g. 3 for 3 m or 08 for 0.8 mm.

Tip holder

	Pos.	Part No.
	▶ 20 for contact tip M6	342P006012

Ordering information for torches

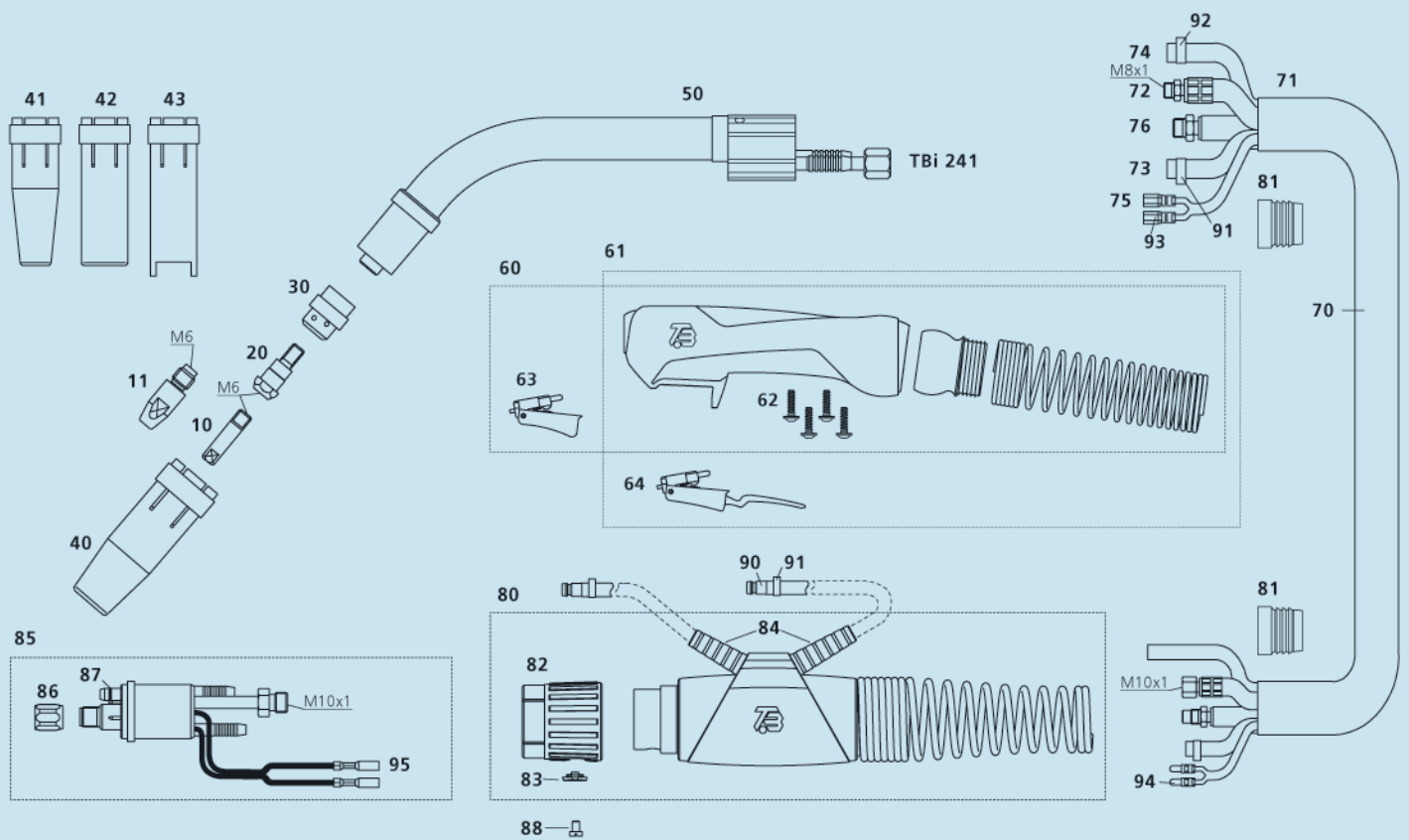
Supplied equipped for steel wire Ø 1.0 mm

TBi 241 Expert	with Euro central connector	3 m	123P421030
		4 m	123P421040
		5 m	123P421050

TBi 241 Expert	with Euro central connector and long trigger	3 m	123P4L1030
		4 m	123P4L1040
		5 m	123P4L1050

Spare parts

Pos.	Description	Part No.
50	Torch neck TBi 241, 50°	123P001001
60	Handle Expert cpl., water cooled	380P230003
61	Handle Expert cpl., water cooled, long trigger	380P230004
62	Screw for Expert handle	100P541101
63	Trigger, red, 2 poles	385P021016
64	Trigger, red, 2 poles, long	385P021018



Gas diffuser



Pos.	Description	Part No.
30	rubber, red long life	112P002019
	ceramic, white, extremely heat resistant	112P002021

Gas nozzle



Pos.	Description	Part No.
40	conical, NW 12.5 mm L= 63.5 mm	345P012012
40	conical, NW 12.5 mm, Heavy Duty L= 63.5 mm	345P012312
41	conical, NW 10 mm L= 63.5 mm	345P013012
42	cylindrical, NW 17 mm L= 63.5 mm	345P011012
42	cylindrical, NW 17 mm Heavy Duty L= 63.5 mm	345P011312
43	spot welding nozzle, NW 17 mm L= 68 mm	345P015012

Pos.	Description	Part No.
70	Cable assembly Expert ,Classic', 2-C	123P4040_0*
71	Fabric outer cover 25x 1.5 mm, for Expert	307P2528_E*
72	Water-power cable ,Classic', blue, 2-C	316P1621_0*
72	Water-power cable ,Classic', black, HD (option)	314P1621_0*
73	PVC hose, braided, black, 5x1.5 mm	302P020000
74	PVC-Gas hose, black, 4.5x 1.5 mm	302P010000
75	Control cable x.30 m cpl.	301P2304_0*
76	Wire conduit ,Classic', yellow	356P0401_0*
80	Cable support Expert cpl., water cooled	700P001066
81	Clamping ring for outer cover	600P102201
82	Adaptor nut Expert	700P001010
83	Cap for adaptor nut Expert	700P002059
84	Grommet for Expert	700P002058

Pos.	Bezeichnung	Part No.
85	Central adaptor ESW cpl., 2 poles, moveable pins	701P001049
86	Sleeve nut M10x 1	701P002005
87	O-Ring 4.0x 1.0 mm (gas nipple)	365P100040
88	Screw M4x6	100P008401
90	Quick connector	701P002064
91	Hose clamp Ø 9.5 with ring	373P100095
92	Hose clamp Ø 8.7	371P000087
93	Cable lug, flat	375P000023
94	Insulated connector, male, round	375P000004
95	Insulated connector, female, round	375P000003

Technical Data

Rating at 100% duty cycle
(10 min. cycle)

- Mixed gas: 270 A
- bei CO₂: 300 A

Cooling method Water cooling

Wire diameter 0.8 - 1.2 mm

Gas flow 14 l/min

Technical specification according to IEC 60974-7

Weight with 1.5 m cable 1.50 kg

Connection Euro-Central connector
Other connectors are available upon request.

Torch rating will be reduced when using pulsed-arc power sources.



Contact tips

	Pos.	Part No.
M6	▶ 10 ECu, M6 x 28	340P__1069*
	CuCrZr, M6x28	340P__3069*
	Alu, ECu, M6x28	341P__1069*
M8	11 ECu, M8x30	340P__1262*
	CuCrZr, M8x30	340P__3262*
	Alu, ECu, M8x30	341P__1262*

Tip holders

	Pos.	Part No.
M6	▶ 20 for contact tip M6	342P006003
M8	21 for contact tip M8	342P008003

▶ = Standard equipment

* At the blank, please insert suitable information for torch length or wire diameter, e.g. 3 for 3 m or 08 for 0.8 mm.

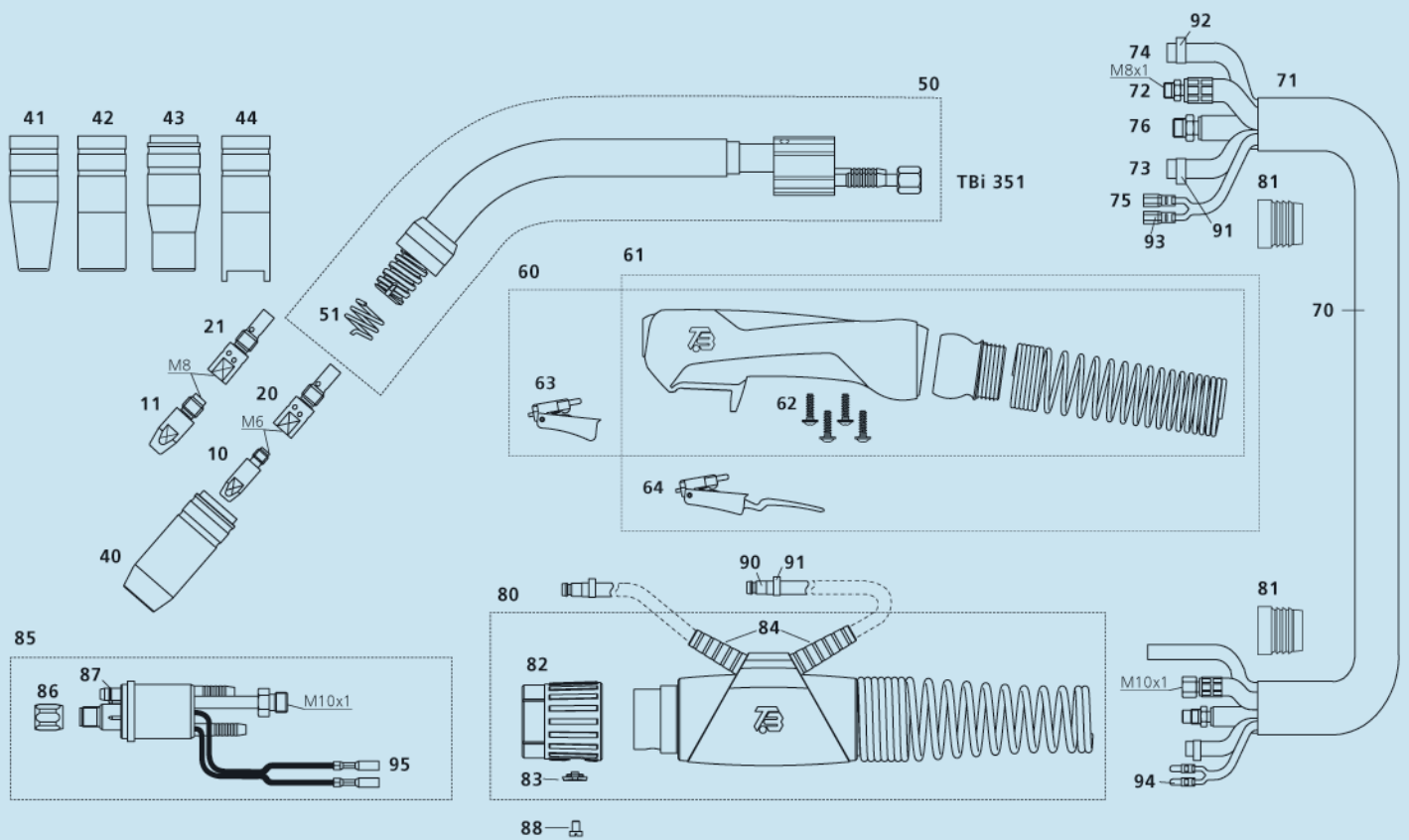
Ordering information for torches

Supplied equipped for steel wire Ø 1.0 mm

TBi 351 Expert	with Euro central connector	3 m	122P421030
		4 m	122P421040
		5 m	122P421050
TBi 351 Expert	with Euro central connector and long trigger	3 m	122P4L1030
		4 m	122P4L1040
		5 m	122P4L1050

Spare parts

Pos.	Description	Part No.
50	Torch neck TBi 351, 50°	122P001001
51	Nozzle spring TBi 250/351	130P002004
60	Handle Expert cpl., water cooled	380P230003
61	Handle Expert cpl., water cooled, long trigger	380P230004
62	Screw for Expert handle	100P541101
63	Trigger, red, 2 poles	385P021016
64	Trigger long, red, 2 poles	385P021018



Gas nozzle



Pos. **40** conical, NW 15 mm
L= 56.8 mm Part No. **345P012003**

40 conical, NW 15 mm
long insulation
L= 56.8 mm 345P012303



41 conical, NW 11 mm
L= 56.2 mm 345P013003



42 cylindrical, NW 20 mm
long insulation
L= 56.2 mm 345P011303



Pos. **43** bottle form, NW 14 mm
L= 56.2 mm Part No. **345P014003**

43 bottle form, NW 11 mm
L= 56.2 mm 345P014303



44 spot welding nozzle
NW 19mm, long insulation
L= 66.7 mm 345P015503

Pos.	Description	Part No.
70	Cable assembly Expert ,Classic', 2-C	123P4040_0*
71	Fabric outer cover 25x1.5 mm, for Expert	307P2528_E*
72	Water-power cable ,Classic', blue, 2-C	316P1621_0*
72	Water-power cable ,Classic', black, HD (option)	314P1621_0*
73	PVC hose, braided, black, 5x1.5 mm	302P020000
74	PVC-Gas hose, black, 4.5x1.5 mm	302P010000
75	Control cable x.30 m cpl.	301P2304_0*
76	Wire conduit ,Classic', yellow	356P0401_0*
80	Cable support Expert cpl., water cooled	700P001066
81	Clamping ring for outer cover	600P102201
82	Adaptor nut Expert	700P001010
83	Cap for adaptor nut Expert	700P002059
84	Grommet for Expert	700P002058

Pos.	Description	Part No.
85	Central adaptor ESW cpl., 2 poles, moveable pins	701P001049
86	Sleeve nut M10x1	701P002005
87	O-Ring 4.0x1.0 mm (gas nipple)	365P100040
88	Screw M4x6	100P008401
90	Quick connector	701P002064
91	Hose clamp Ø 9.5 with ring	373P100095
92	Hose clamp Ø 8.7	371P000087
93	Cable lug, flat	375P000023
94	Insulated connector, male, round	375P000004
95	Insulated connector, female, round	375P000003

Technical Data

Rating at 100% duty cycle
(10 min. cycle)

- Mixed gas: 450 A
- bei CO₂: 500 A

Cooling method Water cooling

Wire diameter 1.0 - 1.6 mm

Gas flow 16 l/min

Technical specification according to IEC 60974-7

Weight with 1.5 m cable 1.60 kg

Connection Euro-Central connector
Other connectors are available upon request.

Torch rating will be reduced when using pulsed-arc power sources.



Contact tips

	Pos.	Part No.
M8	▶ 10 ECu, M8 x 30	340P__1262*
	CuCrZr, M8x30	340P__3262*
	Alu, ECu, M8x30	341P__1262*
M6	11 ECu, M6x28	340P__1069*
	CuCrZr, M6x28	340P__3069*
	Alu, ECu, M6x28	341P__1069*

▶ = Standard equipment

* At the blank, please insert suitable information for torch length or wire diameter, e.g. 3 for 3 m or 08 for 0.8 mm.

Tip holders

	Pos.	Part No.
20	for contact tip M8	342P008033
	for contact tip M8, long ver.	342P008133
21	for contact tip M6	342P006033
	for contact tip M6, long ver.	342P006133

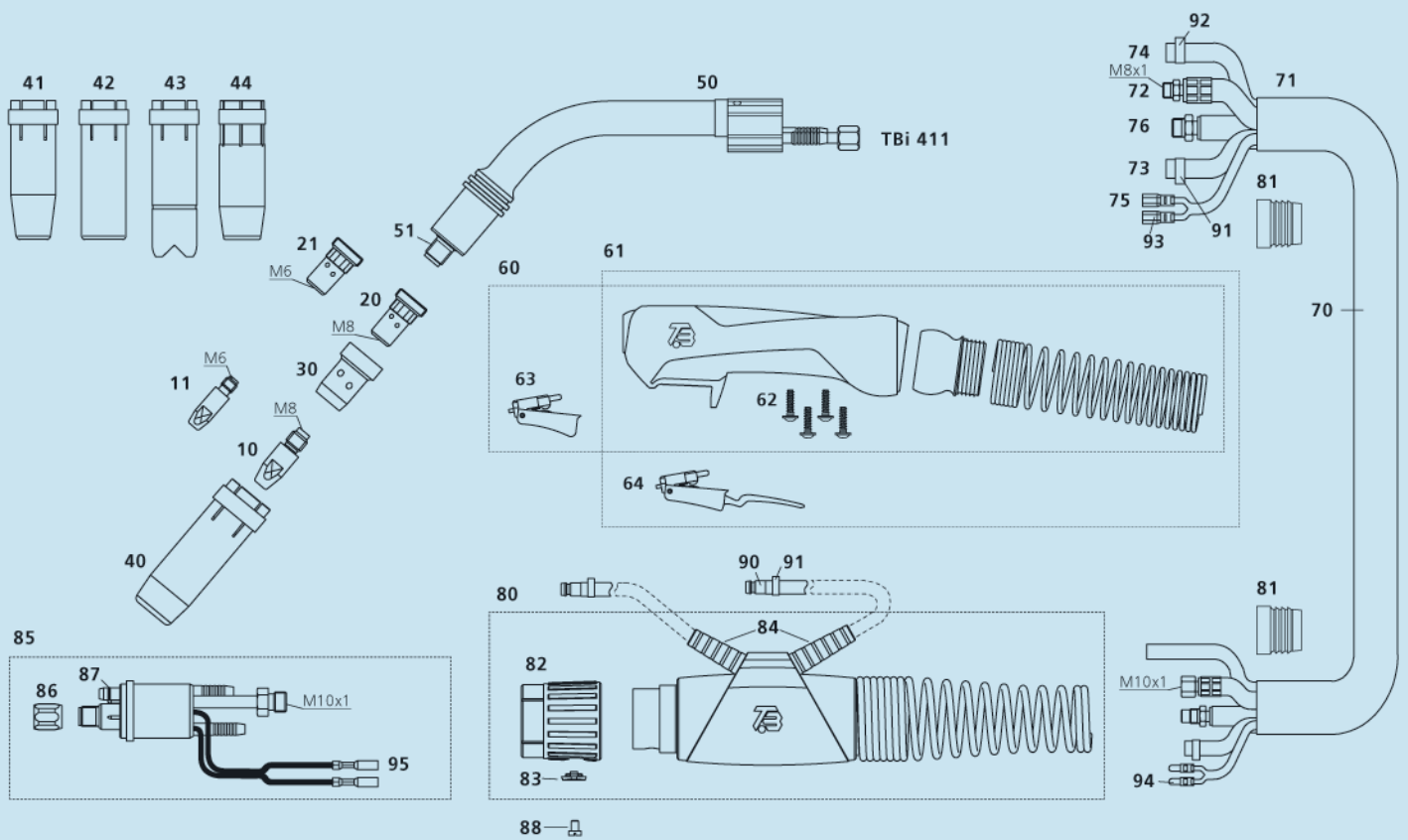
Ordering information for torches

Supplied equipped for steel wire Ø 1.0 mm

TBi 411 Expert	with Euro	3 m	133P421030
	central connector	4 m	133P421040
		5 m	133P421050
TBi 411 Expert	with Euro	3 m	133P4L1030
	central connector	4 m	133P4L1040
	and long trigger	5 m	133P4L1050

Spare parts

Pos.	Description	Part No.
50	Torch neck TBi 411, 50°	133P001001
51	Insulating washer	130P002004
60	Handle Expert cpl., water cooled	380P230003
61	Handle Expert cpl., water cooled, long trigger	380P230004
62	Screw for Expert handle	100P541101
63	Trigger, red, 2 poles	385P021016
64	Trigger long, red, 2 poles	385P021018




Gas diffuser



Pos.	Description	Part No.
30	thermoset, black, very robust	130P002026
31	ceramic, white, extremely heat resistant	130P002019

Gas nozzle



Pos.	Description	Part No.
40	conical, NW 16 mm L= 75.5 mm	345P012030
41	conical, NW 14 mm L= 75.5 mm	345P013030
42	cylindrical, NW 20 mm L= 75.5 mm	345P011030
43	spot welding nozzle NW 20 mm L= 85 mm	345P015030
44	conical, NW 16 mm Heavy Duty L= 75.5 mm	345P012032

Pos.	Description	Part No.
70	Cable assembly Expert ,Classic', 2-C	123P4040_0*
71	Fabric outer cover 25x1.5 mm, for Expert	307P2528_E*
72	Water-power cable ,Classic', blue, 2-C	316P1621_0*
72	Water-power cable ,Classic', black, HD (option)	314P1621_0*
73	PVC hose, braided, black, 5x1.5 mm	302P020000
74	PVC-Gas hose, black, 4.5x1.5 mm	302P010000
75	Control cable x.30 m cpl.	301P2304_0*
76	Wire conduit ,Classic', yellow	356P0401_0*
80	Cable support Expert cpl., water cooled	700P001066
81	Clamping ring for outer cover	600P102201
82	Adaptor nut Expert	700P001010
83	Cap for adaptor nut Expert	700P002059
84	Grommet for Expert	700P002058

Pos.	Description	Part No.
85	Central adaptor ESW cpl., 2 poles, moveable pins	701P001049
86	Sleeve nut M10x1	701P002005
87	O-Ring 4.0x1.0 mm (gas nipple)	365P100040
88	Screw M4x6	100P008401
90	Quick connector	701P002064
91	Hose clamp Ø 9.5 with ring	373P100095
92	Hose clamp Ø 8.7	371P000087
93	Cable lug, flat	375P000023
94	Insulated connector, male, round	375P000004
95	Insulated connector, female, round	375P000003

Technical Data

Rating at 100% duty cycle
(10 min. cycle)

- Mixed gas: 450 A
- bei CO₂: 500 A

Cooling method Water cooling

Wire diameter 1.0 - 1.6 mm


Gas flow 16 l/min

Technical specification according to IEC 60974-7

Weight with 1.5 m cable 1.60 kg

Connection Euro-Central connector
Other connectors are available upon request.

Torch rating will be reduced when using pulsed-arc power sources.



Contact tips

	Pos.	Part No.
M8	▶ 10 ECu, M8 x 30	340P__1262*
	CuCrZr, M8x30	340P__3262*
	Alu, ECu, M8x30	341P__1262*
M6	11 ECu, M6x28	340P__1069*
	CuCrZr, M6x28	340P__3069*
	Alu, ECu, M6x28	341P__1069*

Tip holders

	Pos.	Part No.
20	for contact tip M8	342P008033
	für M8, CuCrZr for better cooling	342P008171
	for contact tip M8, long ver.	342P008133
21	for contact tip M6	342P006033
	for contact tip M6, long ver.	342P006133

▶ = Standard equipment

* At the blank, please insert suitable information for torch length or wire diameter, e.g. 3 for 3 m or 08 for 0.8 mm.

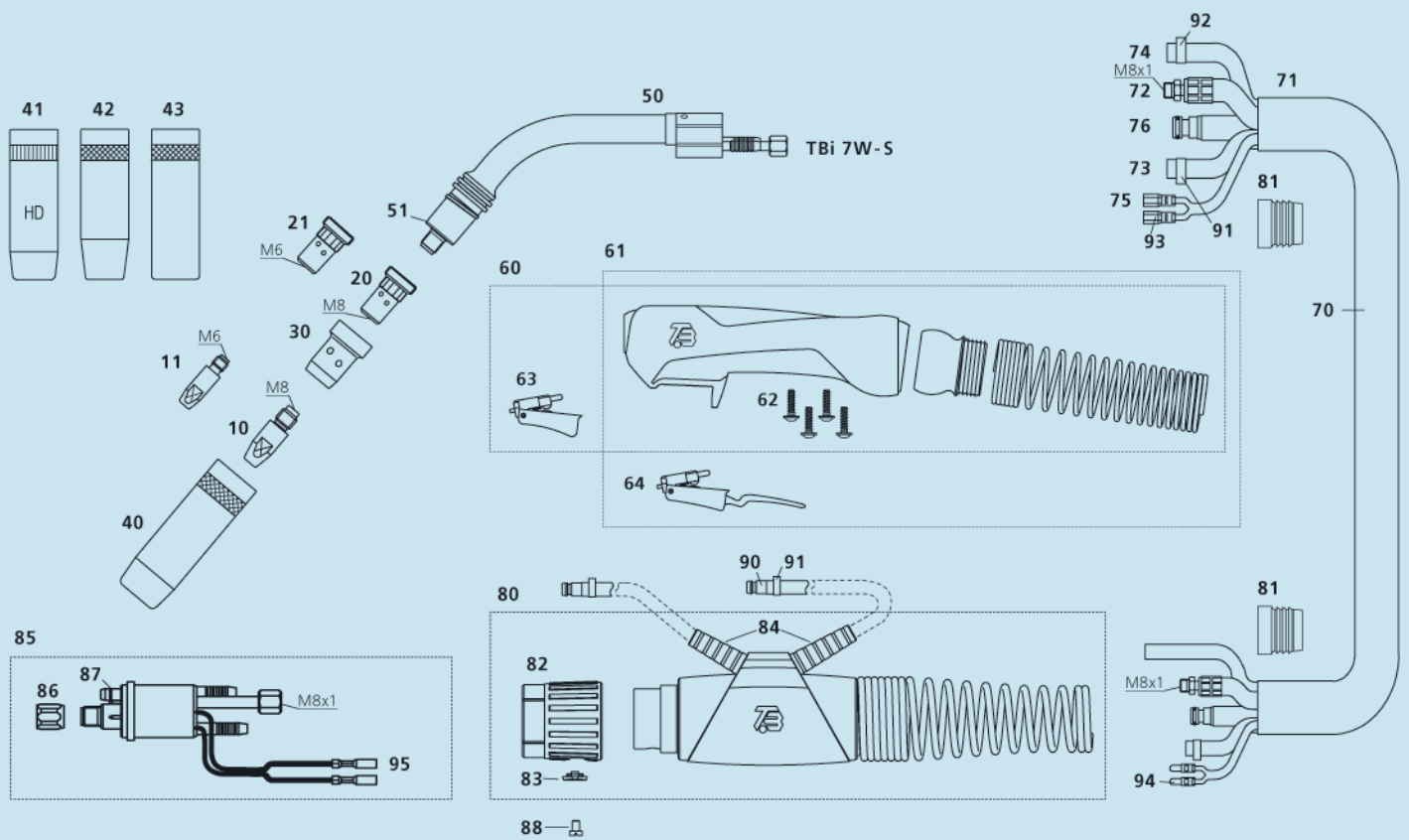
Ordering information for torches

Supplied equipped for steel wire Ø 1.0 mm

TBi 7W Expert	with Euro	3 m	174P422030
	central connector	4 m	174P422040
		5 m	174P422050
TBi 7W Expert	with Euro	3 m	174P4L2030
	central connector	4 m	174P4L2040
	and long trigger	5 m	174P4L2050

Spare parts

Pos.	Description	Part No.
50	Torch neck TBi 7W-S (short), 50°	174P101005
51	Insulating washer	130P002004
60	Handle Expert cpl., water cooled	380P230003
61	Handle Expert cpl., water cooled, long trigger	380P230004
62	Screw for Expert handle	100P541101
63	Trigger, red, 2 poles	385P021016
64	Trigger long, red, 2 poles	385P021018



Gas diffuser



Pos.	Description	Part No.
30	thermoset, black, very robust	130P002026
31	ceramic, white, extremely heat resistant	130P002019

Gas nozzle






Pos.	Description	Part No.
40	conical, NW 16 mm L= 75.5 mm	345P022171
41	conical, NW 16 mm Heavy Duty L= 75.5 mm	345P022271
42	conical, NW 14 mm L= 75.5 mm	345P023171
43	cylindrical, NW 19 mm L= 75.5 mm	345P021171


Pos.	Description	Part No.
70	Cable assembly Expert ,Top 2000', 2-C	174P4040_0*
71	Fabric outer cover 25x1.5 mm, for Expert	307P2528_E*
72	Water-power cable ,Top 2000', blue, 2-C	316P1622_0*
72	Water-power cable ,Top 2000', black, HD (option)	314P1622_0*
73	Water hose 2-C, black, 5x1.5 mm	303P070000
74	PVC-Gas hose, black, 4.5x1.5 mm	302P010000
75	Control cable x.30 m cpl.	301P2304_0*
76	Wire conduit ,Top 2000', yellow	356P0C0C_0*
80	Cable support Expert cpl., water cooled	700P001066
81	Clamping ring for outer cover	600P102201
82	Adaptor nut Expert	700P001010
83	Cap for adaptor nut Expert	700P002059
84	Grommet for Expert	700P002058

Pos.	Description	Part No.
85	Central adaptor ESW cpl., moveable pins ,Top 2000'	701P101006
86	Sleeve nut M10x1	701P002005
87	O-Ring 4.0x1.0 mm (gas nipple)	365P100040
88	Screw M4x6	100P008401
90	Quick connector	701P002064
91	Hose clamp Ø 9.5 with ring	373P100095
92	Hose clamp Ø 8.7	371P000087
93	Cable lug, flat	375P000023
94	Insulated connector, male, round	375P000004
95	Insulated connector, female, round	375P000003


Wire guides

		gas cooled torches	water cooled torches	for wire	color	Part no.
for steel wire	insulated liners	<input checked="" type="checkbox"/>	<input checked="" type="checkbox"/>	0.6 - 0.9	white	324P1338_4*
		<input checked="" type="checkbox"/>	<input checked="" type="checkbox"/>	0.8 - 1.0	blue	324P1545_4*
		<input checked="" type="checkbox"/>	<input checked="" type="checkbox"/>	1.0 - 1.2	red	324P2045_4*
		<input checked="" type="checkbox"/>	<input checked="" type="checkbox"/>	1.2 - 1.6	yellow	324P2545_4*
	not insulated liners		<input checked="" type="checkbox"/>	1.0 - 1.2	not insul.	322P2045_4*
			<input checked="" type="checkbox"/>	1.2 - 1.6	not insul.	322P2545_4*
for stainless steel wire	not insulated liners		<input checked="" type="checkbox"/>	1.0 - 1.6	not insul.	321P2250_4



		gas cooled torches	water cooled torches	for wire	color	Part no.
for aluminum and stainless steel wire	PA liners		<input checked="" type="checkbox"/>	1.0 - 1.2	anthracite	328P2040_5*
			<input checked="" type="checkbox"/>	1.2 - 1.6	anthracite	328P2347_5*
	PTFE liners		<input checked="" type="checkbox"/>	0.8 - 1.0	blue	326P1540_5*
			<input checked="" type="checkbox"/>	1.0 - 1.2	red	326P2040_5*
			<input checked="" type="checkbox"/>	1.2 - 1.6	yellow	326P2747_5*
	Carbon-PTFE liners		<input checked="" type="checkbox"/>	0.8 - 1.0	black	327P1540_5*
			<input checked="" type="checkbox"/>	1.0 - 1.2	black	327P2040_5*
			<input checked="" type="checkbox"/>	1.2 - 1.6	black	327P2747_5*
CeraGlide with steel tip		<input checked="" type="checkbox"/>	1.0 - 1.2	bordeaux	326P2040_K*	
		<input checked="" type="checkbox"/>	1.2 - 1.6	bordeaux	326P2347_K*	



		gas cooled torches	water cooled torches	for wire	color	Part no.
for aluminum	PA liners with bronze liner	<input checked="" type="checkbox"/>	<input type="checkbox"/>	1.0 - 1.2	anthracite	328P2040_A*
		<input checked="" type="checkbox"/>	<input type="checkbox"/>	1.2 - 1.6	anthracite	328P2347_A*
	PTFE liners with bronze liner	<input checked="" type="checkbox"/>	<input type="checkbox"/>	0.8 - 1.0	blue	326P1540_A*
		<input checked="" type="checkbox"/>	<input type="checkbox"/>	1.0 - 1.2	red	326P2040_A*
		<input checked="" type="checkbox"/>	<input type="checkbox"/>	1.2 - 1.6	yellow	326P2747_A*
	CeraGlide with bronze liner	<input checked="" type="checkbox"/>	<input type="checkbox"/>	1.0 - 1.2	bordeaux	326P2040_H*
		<input checked="" type="checkbox"/>	<input type="checkbox"/>	1.2 - 1.6	bordeaux	326P2347_H*

recommended optional

* At the blank, please insert suitable information for torch length, e.g. 3, 4 or 5 for 3 m, 4 m or 5 m long torches.

TBi ClearVision 3

Automatic welding helmet for MIG/MAG-, TIG- and Plasma welding and Plasma cutting.

Automatic detection of the welding arc will trigger the darkening of the filter to the set shade. High quality permanent UV/IR protection filter included. The filter is powered by solar cells and a long-life battery buffer.

PU 12 TBi ClearVision 3, DIN 9 - 13

Part no. 714P101017

**Welding glove MIG/MAG**

Welding glove from dyed cow split leather, protection according to EN12477 Type A.

High comfort due to moisture absorbing inner lining and flexible thumb. Reinforced inner palm with double stitched seam. A length of 38 cm provides optimum protection for hand and wrist.

PU 12 Welding glove MIG/MAG

Part no. 714P102500

**TBi Anti-spatter spray Classic**

The TBi anti-spatter spray Classic effectively prevents adhesion of welding spatter on the nozzle and the work piece. Apply regularly to the torch head to increase the lifetime of consumables and facilitate cleaning of the torch.

- Excellent anti-stick properties
- Free of silicone and water
- Temperature resistant up to 180 °C
- Suitable for later surface treatment of the work piece
- High yield

PU 12 TBi anti-spatter spray Classic (400 ml)

Part no. 392P000074

**TBi Tip-Dip anti spatter paste**

TBi Tip-Dip forms a thin film on the gas nozzle that will effectively prevent adhesion of welding spatter. If used regularly, it will increase the lifetime of the nozzle.

PU 33 TBi Tip-Dip (300 g)

Part no. 392P000101





Magnetic torch support MIG/MAG

Provides a reliable place to put down a hot torch after welding. Can be positioned near the work place. Strong magnet for secure hold on a suitable metallic object.

Max. nozzle diameter: 29 mm

PU 1 Magnetic torch support for MIG/MAG

Part no. 391P000030



Universal torch support

Provides a reliable place to put down a hot torch after welding with out the risk for burns or damages to other equipment. Installation in different positions on workbench, trolley or power source is possible. Includes hook for torch cable.

Max. nozzle diameter: 29 mm

PU 1 Universal torch support

Part no. 391P000038



MIG/MAG Multi-Tool

Multiple use tool to unscrew and tighten the contact tip and tip holder.

- For contact tips M5, M6, M8
- For tip holders SW8, SW10, SW12

PU 10 MIG/MAG Multi-Tool

Part no. 391P000001



MIG/MAG Gas nozzle cleaner

Fast and efficient cleaning of the gas nozzle by 3 flexible spring blades. Removes welding spatter even from the inside of conical nozzles.

Suitable for regular gas nozzles NW 10- 18 mm

PU 1 MIG/MAG Gas nozzle cleaner

Part no. 391P000039



TBi MIG-Tool

Indispensable tool to clean and remove the gas nozzle, loosen and tighten the contact tip or cut the welding wire.

Suitable for gas nozzles NW 12- 18 mm

PU 1 TBi MIG-Tool

Part no. 391P000011

Gas flow meter

Precise measurement of the gas flow at the gas nozzle.
Measurement 3 l/min to 25 l/min; for Ar and CO₂.

PU 1 Gas flow meter

Part no. 391P000004



Wire cleaning felt

Removes dirt and grease from the wire and improves feeding and ignition behavior. Simple installation with holding clamp inside the wire feeder.

PU 1 Wire cleaning felt (25 pieces, red)

Part no. 393P000003

PU 12 Holding clamp

Part no. 393P002003



Ready for Tomorrow.

© 2012 Tbi Industries GmbH. All rights reserved. Subject to change without notice. Excerpts and reprints not permitted. Nr. DOKP110012, 08/2012.

Tbi Industries GmbH
Ruhberg 14
D-35463 Fernwald-Steinbach
P.O. Box 67
D-35461 Fernwald-Steinbach

Tel. + 49 6404 9171-0
Fax. + 49 6404 9171-58
Internet: www.tbi-industries.com
E-mail: info@tbi-industries.com